

BUSAN Pay

Busan Pay is a service specialized for foreign tourists. In a single App, it offers various services including shopping, payments, transportation, tourist passes, and various tourist information. Busan Pay offers pre-discounts and reward benefits. Enjoy your trip to Busan with more benefits with Busan Pay!

Features



You can use Busan Pay with QR and/or a card at more than 150,000 stores, and get pre-discounts and reward benefits.



You can purchase and immediately use VISIT BUSAN PASS to receive various benefits in popular tourist attractions in Busan.



You can enjoy Busan conveniently with the Mobile Metro Pass.



You can enjoy Busan to the fullest with information on Busan's Must-eat places and travel tips provided by BUSAN Pay.

Tasty Road & Trip Guide

- Check out the favorite food spots recommended by locals. Once you sign up for [BUSAN Pay] App, we will keep you updated with newest local foodie information with PUSH notification. Discover the must-eat places in Busan, with information organized by Metro Lines.

Line1 Line2 Line3 Line4 Line5 Line6



- Various Busan guidebooks are available to download in BUSAN Pay.



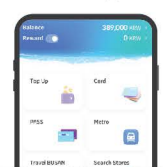
User Guide

Sign up

- Enter your Name, Date of birth, Gender, Nationality, e-Mail address and Passport ID number.
- Enter the verification code sent to your e-Mail address into the App.



- Once you finish signing up, you're ready to enjoy various benefits BUSAN Pay provides.

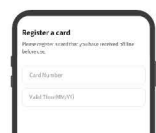


Card Registration

- Receive your card at the Card Pick-up Point.



- Enter the card number and expiration date from the back of the card into the App.




- The card is ready to use immediately after registration. If your card is lost or stolen, you can report it through the App.

※ Please check the website for card pick-up locations and detailed registration methods. (Refer to the QR code on the back of the guide under 'BUSAN Pay?')

Top-Up of the Balance

- You can recharge the balance at any nearby BNK branch.



- You can recharge the balance on the App, with various payment options including credit cards issued abroad.



- Rewards are instantly credited after making a payment at a BUSAN Pay store. The credited rewards can be used immediately for the next payment.

Payment with Card

- To make a payment, SWIPE your registered card.



- You can also make payments with QR code at QR member stores. Scan the QR code from the BUSAN Pay App, enter the amount to pay, and press the Pay button.

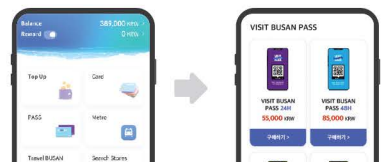




VISIT BUSAN PASS

WWW.VISITBUSANPASS.COM

- 1 You can purchase VISIT BUSAN PASS from the App to enjoy various benefits it offers from tourist attractions in Busan.
- 2 You can purchase various types of VISIT BUSAN PASS with BUSAN Pay cash in [PASS] menu of the App.


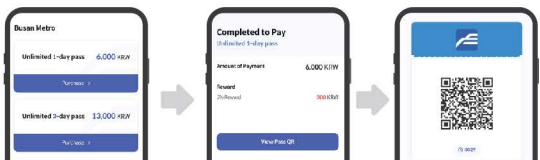


- 3 Once you make a purchase, a QR code will be displayed for immediate use. Enjoy various benefits from VISIT BUSAN PASS.



Busan Metro

- 1 You can purchase an Unlimited 1-day pass, or an Unlimited 3-day pass that can be conveniently used with a QR code.
- 2 Mobile Metro Pass is ready to use immediately after purchase.
- 3 Scan the QR ticket displayed on the screen on the Metro ticket scanner.



App Download



Support

- BUSAN Pay 1800-1450
- VISIT BUSAN PASS 1660-1122
- For inquiries related to Mobile Busan Metro Pass, please contact the nearest Busan Metro station.

Policy / Cancellation Policy

- To be eligible for a refund of the remaining balance, you must use at least 60% of the final recharge balance (at least 80% if the final recharge balance is less than KRW 10,000).
- Visit the nearest Busan Bank branch with your passport to get a refund. The refund will be made in KRW.



BUSAN Pay



Sign up for **BUSAN Pay**
and receive more benefits
and information!



BUSAN
METROPOLITAN CITY